

THIS DRAWING IS THE PROPERTY OF KRÖLL CRANES A/S AND MAY NOT BE REPRODUCED IN WHOLE OR PART WITHOUT PERMISSION.

K1800

A
B
C
D
E
F
G

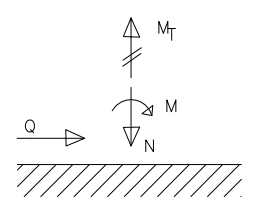
1 2 3 4 5 6 7 8 9

Approx. 75 tons counterweight

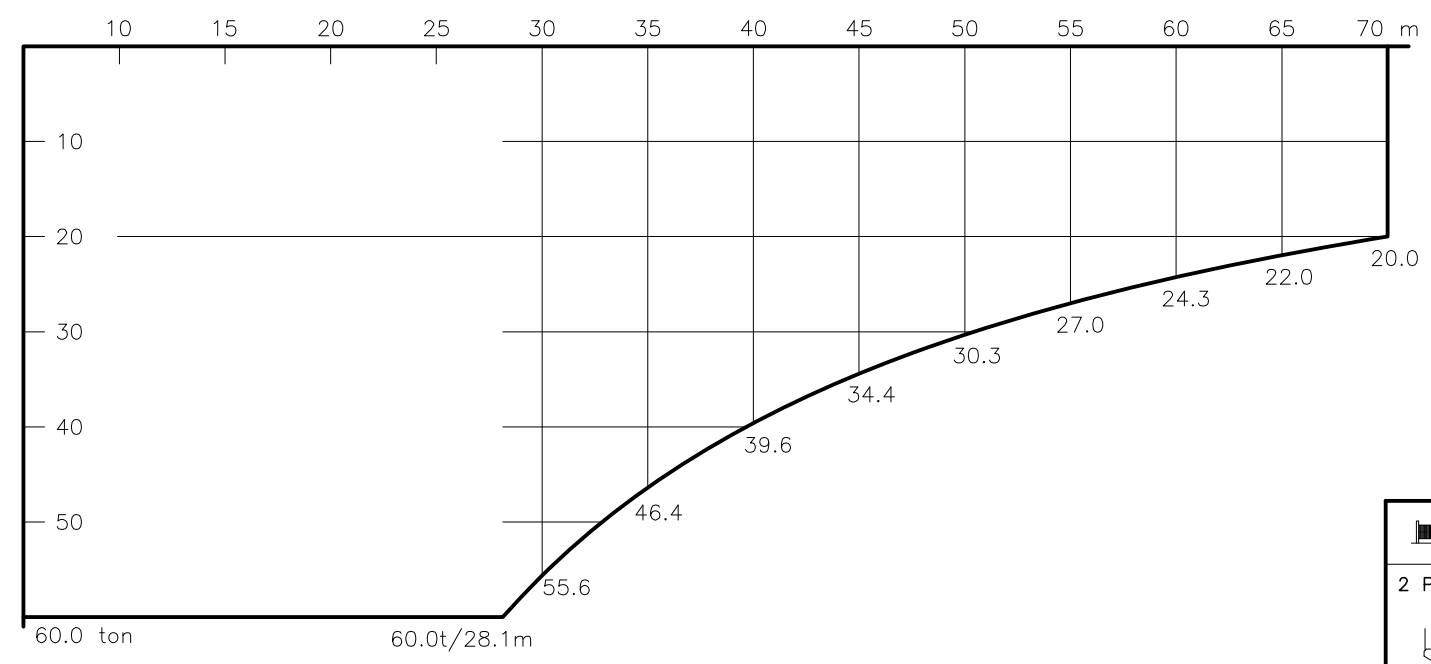
28.4 m

60 m

BASE FORCES

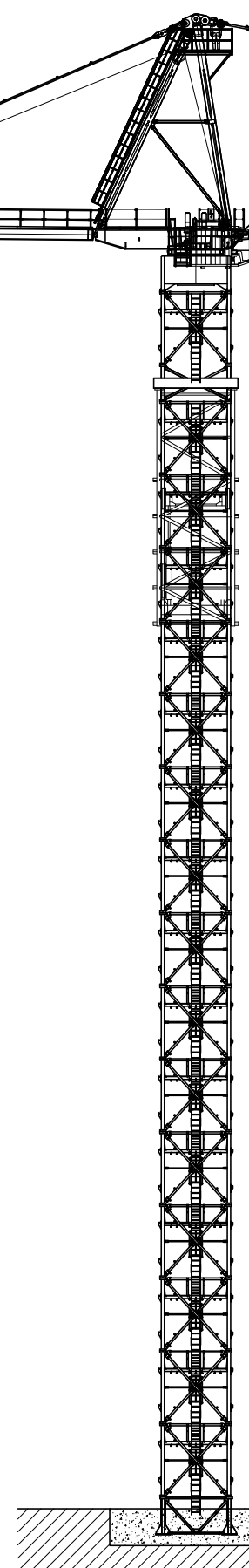


Wind speed	IN SERVICE	OUT OF SERVICE
	20 m/s	42 m/s
M (kNm)	19760	8000
N (kN)	3930	3230
Q (kN)	90	240
M _T (kNm)	1400	0
Corner compression (kN)	4870	2530
Corner tension (kN)	2900	900



PERFORMANCE

HOIST MOTOR	: 156 kW
2 PARTS	
0-4 t	0-120 m/min
4-8 t	0-78 m/min
8-20 t	0-40 m/min
6 PARTS	
0-12 t	0-40 m/min
12-24 t	0-26 m/min
24-60 t	0-13 m/min
0-30 t	0-60 m/min
30-60 t	0-30 m/min
0-60 t	0-0.5 rpm
3 x 400 V	CONTROL VOLTAGE
50 Hz	24 VDC - 220 VAC



KONST.: 100B11 JL	PROJ.	KRANTYPE	STK.	SAML. TEGN.
TEGN. : 100B11 JL				
GODK. : 100B11 JL				
ERSTATTER:	SKALA: 1:175	OVERF. AREAL: m ²	OVERFLADE-BEHANDLING:	MATR.:
ERSTATTET AF:	TOTALVÆGT: kg	ANT. TEGNING.:	ANT. STYKL.:	
OPRINDELSE:	TRANSPORTMÅL: m ³	K1800-70		
KRÖLL CRANES A/S NORDKRANVEJ 2 · 3540 LYNØ · DENMARK PHONE: +45 48 187400 · FAX: +45 48 188807 www.kröllcranes.com				TEGN. NR. C1-00.00090671-00